



KENT PRAIRIE ELEMENTARY SCHOOL

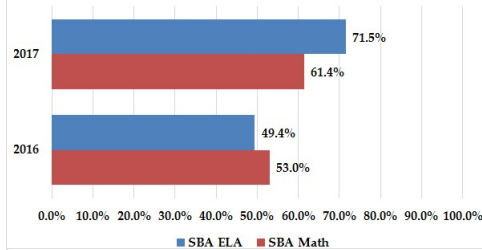
Our School's Mission

The Kent Prairie staff is committed to improving student learning in a consistent and measurable way. We provide a positive, supportive and nurturing environment where staff, parents, and community collaborate to enhance each student's achievement.

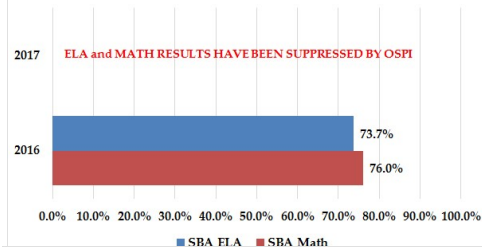
8110 - 207th Street NE
Arlington, WA 98223
Phone 360.618.6260
Fax 360.618.6265

Student Assessment Result Comparisons

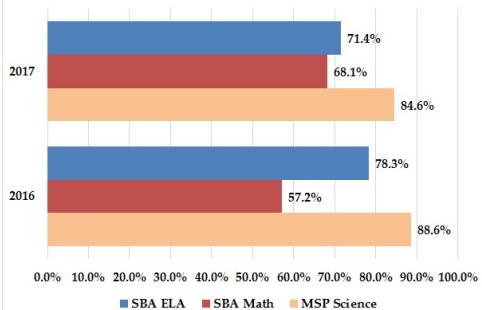
3RD GRADE STATE ASSESSMENTS



4TH GRADE STATE ASSESSMENTS



5TH GRADE STATE ASSESSMENTS



Washington State Report Card

The Washington State Report Card provides school data at the state, school district and school building level. The report card includes information like assessment results, teacher qualifications and other information. View the report card at reportcard.ospi.k12.wa.us. You can also visit your child's school if you don't have access to a computer.

Karl Olson, Principal

Annual School Performance Report— 2016-17

2016-17 District Year-End Fund Balance	General Fund	Associated Student Body	Debt Service	Capital Projects	Transportation Vehicle
Beginning Fund Balance	\$5,407,293	\$700,786	\$4,565,353	\$2,001,790	\$279,495
Total Revenues	63,621,560	831,895	12,743,977	11,919	178,519
Total Expenditures	63,176,039	840,345	12,327,708	694,315	108,203
Ending Fund Balance	\$5,852,814	\$692,336	\$4,981,622	\$1,319,394	\$349,811
Budgeted Projected FB	\$5,342,917	\$791,262	\$4,963,121	\$1,814,599	\$349,736

Student Demographics

Enrollment 632 (May 2017)
Expenditures per pupil..... \$10,992.06
Student average daily attendance 92.0%
Free or Reduced-Price Meals36.6%
Special Education 12.8%

Race/Ethnicity

Hispanic/Latino of any race (s)..... 11.3%
American Indian/Alaskan Native..... 0.6%
Asian 0.6%
Black/African American 0.2%
White 76.5%
Two or more races 10.6%

A summary of the district's 2017 strategic plan survey can be seen here:

<http://www.asd.wednet.edu/communications/surveys>

Facility Use

Kent Prairie Elementary opened in 1993 and houses kindergarten through fifth-grade general education classrooms, resource room and remedial assistance room. Kent Prairie also houses the district program for K-5 students who need extended resource support. The PTA has added playground equipment over the years. These outdoor areas are also used by the community when school is not in session. You are invited to become an active part of our school.

School Improvement Plan

Our learning community members work toward the improvement of academic achievement and social/emotional growth for all students. We utilize a continuous improvement model as we investigate different and new sources of data, set goals, and implement key support strategies. Our staff members continue to enhance their "craft" as they take part in professional development related to student engagement, assessment practices, and meeting the needs of students with a variety of needs and strengths. As a professional learning community (PLC), we continue to work together to gain new skills with math problem solving while incorporating new English/Language Arts curriculum into our instructional toolkit. In all content areas, we emphasize technology as a tool to engage 21st Century students, including the use of interactive Promethean boards, over 200 ipads, and 11 mobile chromebook labs. Students utilize these resources in order to access different technology programs that provide opportunities for differentiated learning. Finally, grade level PLC teams, in concert with special education and remedial support staff, commit to a minimum of one hour per week to collaborate for improving student achievement, develop common assessments, and developing interventions and extensions for students. These efforts support the continued growth and success of all members of our school community.