


ARLINGTON PUBLIC SCHOOLS

...educates all students, preparing and inspiring them to achieve their full potential.

2014-2015



“Weston High School is a diverse school of choice providing innovative learning opportunities that prepares students for college, career and life.”

ANNUAL SCHOOL PERFORMANCE REPORT

WESTON HIGH SCHOOL ~ “Home of the Panthers”
4407 – 172nd Street NE, Arlington WA 98223
Phone 360.618.630.6340
weston.asd.wednet.edu

Welcome

Welcome to Weston High School - Your School of Choice! Students choose to come to Weston High School, founded in 1986 by Linda Weston, to experience all of the benefits. We currently have a student body of approximately 141 students. Students may attend Weston as a full time day student or as a student who shares their day between Weston High School and Arlington High School or Stillaguamish Valley Learning Center. Classes at Weston tend to be smaller in number, and are student centered in nature. While the graduation requirements are the same at all three high schools in our district, the path which Weston students take, may be a little bit different. One of these differences is a daily advisory called Panther Period. Panther Period is utilized for academic Intervention and support, career exploration and student recognition.

Interested in STEM? Whether you attend Arlington High School, Stillaguamish Valley Learning Center or Weston High School, you can join our STEM program. STEM stands for Science, Technology, Engineering and Mathematics. Right now students can participate in a year-long Robotics course that satisfies their third year math requirement. Video Game Programming and 3D Animation courses are also STEM options. We are also focusing our instructional delivery model on Project/Problem Based Learning (PBL); students answer a guiding question through inquiry and develop a culminating performance assessment in the process. Our grading options support student success: CAP, or Credit Achievement Plan, divides the year into eight sessions and students passing their classes earn the credit at the end of each CAP instead of waiting until the end of the semester. Our grading scale is A, B, C, and NC (No Credit), which allows our students to continue working toward meeting standard for as long as needed to meet the minimum C grade. Our commitment is to create a program that will support each student's success toward graduation and beyond. We continue working on building a positive environment at Weston through a framework called Positive Behavioral Intervention Supports (PBIS), which holds students accountable to student created behavior matrices, and which also rewards students who exemplify the Panther Pledge (Be Respectful, Encouraging, Accountable, and Persistent) and the 4C's (Collaboration/Communication, Critical Thinking, Creativity, and Completion). ~ Mr. Will Nelson, Principal

Mission/Belief Statement

Weston High School is a diverse school of choice providing innovative learning opportunities that prepares students for college, career and life.

Demographics

Grades 9-12; Enrollment 160; White 82.4%, Hispanic/Latino 11.5%, Multi-Race 4.6%, American Indian/Alaskan Native 0.8%, Black/African American 0.8%

Teacher experience

Teachers with Master's/PhD. 76.9%; Average Years of Teacher Experience 10.5

Assessments

Beginning in the spring of 2015, the Measurement of Student Progress (MSP) was replaced with the Smarter Balanced Assessment (SBA). Since the SBA is a new test on new standards, it created a new benchmark for math and English Language Arts (ELA) in grades three through eight and 11. Fifth, eighth and high school students will continue to be assessed in science with the MSP or End of Course Biology test.

The SBA reports differently than the MSP. Each student will have a score in English/Language Arts and Math that falls within one of four levels. Levels one and two are below standard and levels three and four are above standard.

SBA results help schools, teachers, and parents know how well each student is meeting learning targets, and the results help schools plan instruction and curriculum focused on these learning targets.

Additional data is located on the last page of this report.



*School
Improvement Plan*

Plans for 2015-16

Indistar – Principle 1

By June 2016 the percentage of staff demonstrating student growth based on student growth goals will increase to 100% and the development and implementation of two school-wide projects will be accomplished and feedback from all stakeholders will be collected.

Indistar – Principle 2

By June 10, 2016, staff will be provided training in Project Based Learning and Positive Behavioral Intervention Supports (Tier 1) as well as on-going support in these systems through Professional Learning Communities and as-needed support given by PBIS Coach.

Indistar – Principle 3

By June 2016, all students will be offered multiple options to extend learning. These options will include time before and after school to meet and work with teachers and time allotted during lunch. In addition, students will also have a designated 30-minute study period during the day.

Indistar – Principle 4

All teachers will differentiate assignments (individualize instruction) in response to individual student performance on pre-tests and other methods of assessment.

Indistar – Principle 5

By June 2016, students will be monitored and assessed for mastery of standards-based objectives using interim assessments, benchmark assessments (math, ELA), DBQ's (History), and standardized assessments.

Indistar – Principle 6

By the end of first semester, all students will receive instruction covering the 4 to 5 school-wide positive expectations. Students will be positively rewarded by staff as they demonstrate their understanding of these expectations. By the end of the school year, office referrals will decrease by 10%. Evidence: reports on student referrals during first and second semester.

Indistar – Principle 7

By 2016, differentiation will be more effective, teachers will know, for each student, where each student begins and where he or she is in his or her journey towards meeting the success criteria of the lesson. Educators will collect information on where a student is through the use of instructional team designed unit pretests and formative and summative assessments. These tests will be used to determine current levels of understanding and to set goals for mastery in each unit. Examples of this will be implementation of co-teaching

OSPI Data


Click on the link below to read more about Weston High School, including:

Student Demographics (Enrollment, Gender, Ethnicity, Special Programs)
Staff Demographics
SBA/MSP Scores and Comparisons
Annual Yearly Progress

[Washington State OSPI Report Card Weston High School](#)

Highlights

- Problem/Project Based Learning continues to be a focus area. Weston High School is hosting a three-day Project-Based Learning Workshop which will be facilitated by the Buck Institute for Education for staff around the district. We are planning two major school-wide projects this year.



Highlights (cont.)

- Positive Behavioral Intervention Supports also continue to be a focus area. Weston High School had a team of five staff (classified and certificated) participate in two days of training this summer to continue learning about and implementing PBIS in our school. This is a framework for developing and sustaining a positive culture through rewarding positive behavior.
- Weston Connections is our third goal area. Our intent is to develop an environment where students have adult mentors and adult volunteers in our building every hour, every day. We strongly believe that these relationships will be long lasting and invaluable for our students.

Volunteering

We have developed an adult mentor, volunteer, and family outreach program called Weston Connections. We value the culture adults from our community in our building help create. We are actively engaged in building these partnerships with families and the community.

Facilities

Weston High School is located at 4407 172nd Street NE. The site consists of 33,800 square feet housing 14 classrooms and 12 offices. The site also houses two ESD educational programs for students throughout Snohomish County. Weston High School is completely wireless for student, staff and community use.

Community Use

Groups from the community of Arlington and Snohomish County use Weston High School's facility. Weston High School hosts Everett Community College's GED, Adult High School Completion and English Language Learner programs. In addition, Weston High School houses Civil Air Patrol, numerous arts and crafts classes, trainings for the Arlington Fire and Police Departments and the Rose Society. Community use is encouraged and may be scheduled by contacting Katherine Rynning at the district office at 360.618.6255.

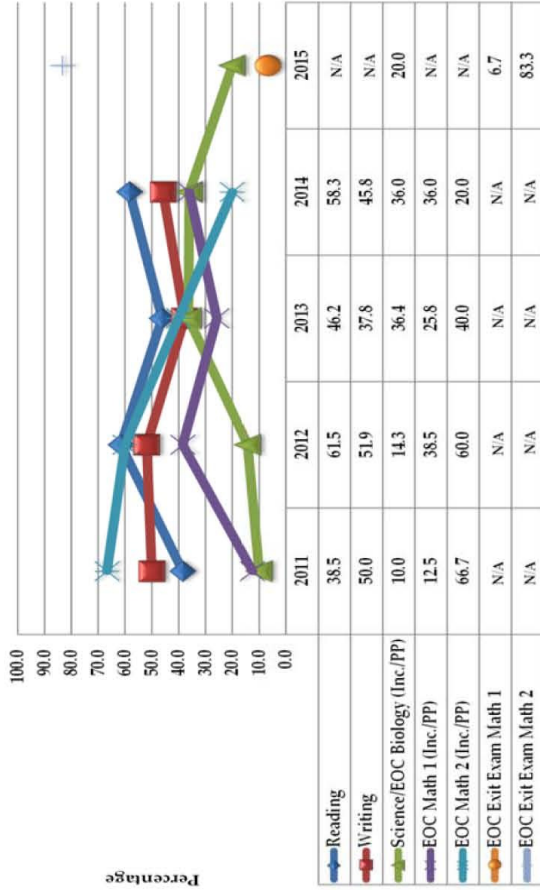
WESTON HIGH SCHOOL

SCHOOL IMPROVEMENT PLANNING 2015-16

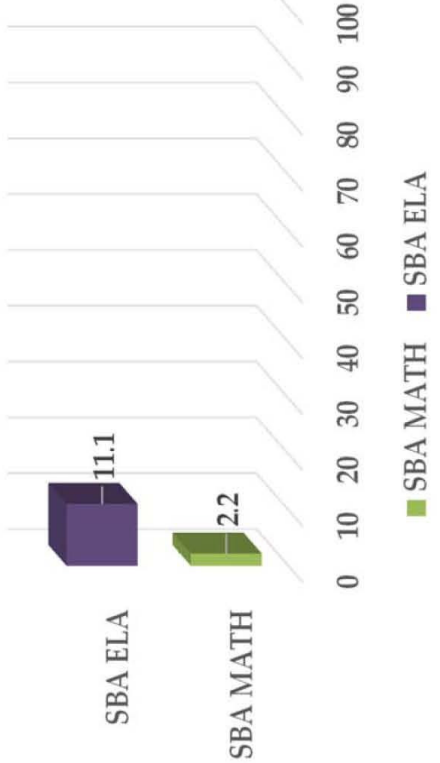
School Improvement Team Members: Will Nelson, Chris Hauk, Renee McArt and Julie Shaughnessy

Longitudinal Data:

10TH GRADE STATE ASSESSMENTS



11TH GRADE STATE ASSESSMENTS - 2015



Achievement Index:

2012 INDEX RATING									
Proficiency		Reading	Math	Writing	Science	Average		Proficiency Average	
All Students									
Targeted Subgroups									
Growth									
All Students		Reading	Math	Average		Growth Average			
Targeted Subgroups									
Career and College Readiness									
All Students	Graduation Rate	Dual Credit/ Industry Certification	11th Grade Assessments	Average		Overall Average			
Targeted Subgroups	1.00	To be phased-in		1.00	1.00	1.00	1.00	1.00	1.00
Targeted Subgroups	1.00								
2013 INDEX RATING									
Proficiency		Reading	Math	Writing	Science	Average		Proficiency Average	
All Students		5.00		5.00					
Targeted Subgroups									
Growth									
All Students	Reading	Math	Average		Growth Average				
Targeted Subgroups			1.00						
Career and College Readiness									
All Students	Graduation Rate	Dual Credit/ Industry Certification	11th Grade Assessments	Average		Overall Average			
Targeted Subgroups	1.00	To be phased-in		1.00	1.00	1.00	1.00	1.00	1.00
Targeted Subgroups	1.00								
2014 INDEX RATING									
Proficiency		Reading	Math	Writing	Science	Average		Proficiency Average	
All Students									
Targeted Subgroups									
Growth									
All Students	Reading	Math	Average		Growth Average				
Targeted Subgroups			1.00						
Career and College Readiness									
All Students	Graduation Rate	Dual Credit/ Industry Certification	11th Grade Assessments	Average		Overall Average			
Targeted Subgroups	1.00	1.00	To be phased in	1.00	1.00	1.00	1.00	1.00	1.00
Targeted Subgroups	1.00								

